





### Downloading and using the Attendee App

Go to your app store

<p><b>iOS App</b></p> 	<p><b>Android App</b></p> 
---	--





Search for 'The Event App by EventsAir':






And download to your device.

The Event Code is **eafp2017**



Please note that login is case-sensitive so please make sure your device isn't capitalising the first word. To access the icons with a padlock you will need to login using the email address and password you created when you registered for the conference. You can reset your password if you can't remember it.

Icon	Functionality
 <b>Attendees</b>	Click on this icon to see the list of attendees, search for people and send messages to attendees
 <b>My Photo</b>	You can upload your photo that is visible to all attendees
 <b>Programme</b>	View the programme with links to the speaker profiles and presentation information
 <b>My Agenda</b>	Personalise your own agenda by adding agenda items from the programme

 Presenters	View presenter information and details of their presentation(s)
 Messages	Send a message to the organisers
 Alerts	Look out for alerts that will provide you with updates, news, programme changes etc.
 General Information	Find general information about the conference.
 Evaluation Form	Complete the on-line survey when it becomes available